

# Compression Connections

**BURNDY®**

Copper Compression – Flex – Long Barrel – Inspection Window

C-52

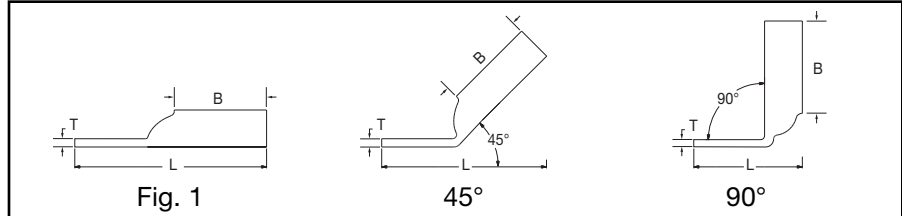
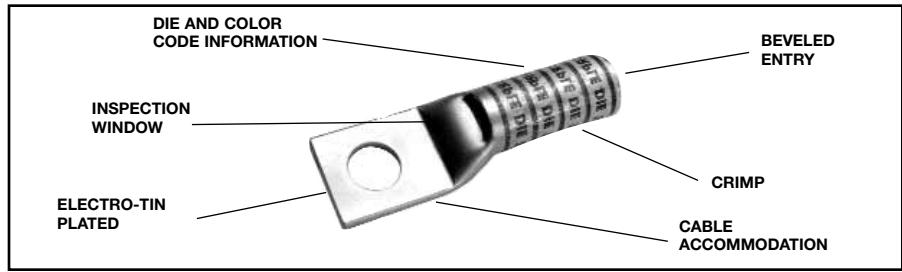
## ONE HOLE HYLUG™ FLEX CONDUCTOR LONG BARREL WITH INSPECTION WINDOW

TYPES YAZ, YAZV

COPPER COMPRESSION  
TERMINAL

UL Listed 90° C,  
600 Volts to 35 kV ◆

45° and 90° angles are available.  
Please contact Customer Service to order:  
1-800-346-4175



Catalog Number	Fig #	Conductor		Stud Hole Size	Tongue Width	Figure Dimensions			Dieless (# of crimps)	▲ Installation Tooling				Wire Strip Length	
		AWG	MM <sup>2</sup>			(B)	(T)	(L)		Mechanical MD6, OUR840, MD7-34R	Hydraulic BCT500HS, Y500CTHS	Y35, Y39, Y750, Y46*, PAT750	Color Code		Die Index
YAZ8CTC10	1	37/24 #8 Weld #8 AWG	10	# 10	.41"	.75"	.08"	1.58"	Y1MRTC (2) Y8MRB-1 (2) MY29-3 (2) MY29-11 (2) MRC840 (2) Y81KFT (1) Y81KFTMBH (1) PAT81KFT-18V (1)	W8CVT (2) W8CRT (2) X8CRT (2)	W8CVT (2) W8CRT (2) X8CRT (2)	U8CRT (2)	Red	49	7/16"
YAZ8CTC14	1			1/4"	.44"	.75"	.08"	1.58"							
YAZ8CTC38	1			3/8"	.58"	.75"	.06"	1.89"							
YAZV6CTC14FX	1	61/24 #6 Weld #6 AWG	16	1/4"	.48"	.75"	.08"	2.03"	Y1MRTC (2) MY29-3 (2) MY29-11 (2) MRC840 (2) Y644HS (1) Y81KFT (1) Y81KFTMBH (1) PAT81KFT-18V (1)	W5CVT (2) W5CRT (2) X5CRT (2)	W5CVT (2) W5CRT (2) X5CRT (2)	U5CRT (2)	Blue	7	1-3/16"
YAZV6CTC38FX	1			3/8"	.58"	.75"	.06"	1.77"							
YAZV4CTC14FX	1	91/24 105/24 #4 Weld #4 AWG	—	1/4"	.55"	1.25"	.09"	2.21"	Y1MRTC (4) MY29-3 (2) MY29-11 (2) MRC840 (2) Y644HS (1) Y81KFT (1) Y81KFTMBH (1) PAT81KFT-18V (1)	W4CVT (2) W4CRT (2) X4CRT (2)	W4CVT (2) W4CRT (2) X4CRT (2)	U4CRT (2)	Gray	8	1-5/16"
YAZV4CTC38FX	1			3/8"	.58"	1.25"	.08"	2.39"							
YAZV2CTC14FX	1	125/24 150/24 #2 Weld #2 AWG	35	1/4"	.68"	1.38"	.10"	2.39"	Y81KFTMBH (1) PAT81KFT-18V (1)	W2CVT (2) W2CRT (2) X2CRT (2)	W2CVT (2) W2CRT (2) X2CRT (2)	U2CRT (2)	Brown	10	1-7/16"
YAZV2CTC38FX	1			3/8"	.68"	1.38"	.10"	2.57"							
YAZV2CTC12FX	1			1/2"	.83"	1.38"	.09"	3.01"							
YAZV1CTC14FX	1	175/24	—	1/4"	.75"	1.38"	.12"	2.42"	MY29-3 (2) MY29-11 (2) MRC840 (2) Y644HS (1) Y81KFT (1) Y81KFTMBH (1) PAT81KFT-18V (1)	W1CRT-1 (2) W1CVT (2) X1CRT-1 (2)	W1CRT-1 (2) W1CVT (2) X1CRT-1 (2)	U1CRT-1 (2)	Green	11	11/16"

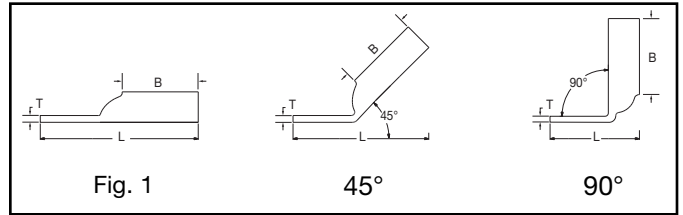
\* Use PUADP-1 adapter with U dies in Y46 HYPRESS™  
 \*\* The MM<sup>2</sup> conductor size referenced here is for both Class 2 and Class 5 conductor.  
 \*\*\* The MM<sup>2</sup> conductor sizes listed are the recommendations for Class 5 conductor.

▲ See tooling section of this catalog for complete tool and die listings. Use ONLY color-coded die recommendations for -FX connectors. For nest/indenter system contact factory.

◆ For applications greater than 2000 Volts consult cable manufacturer for voltage stress relief instructions.  
**Note:** All dimensions shown are for reference only.

Blue highlighted items are industry standard and most frequently ordered.

**ONE HOLE HYLUG™  
FLEX CONDUCTOR  
LONG BARREL WITH  
INSPECTION WINDOW**  
(Continued)



UL Listed 90° C,  
600 Volts to 35 kV ◆

45° and 90° angles are available.  
Please contact Customer Service to order:  
1-800-346-4175



Catalog Number	Fig #	Conductor		Stud Hole Size	Tongue Width	Figure Dimensions			▲ Installation Tooling						Wire Strip Length
		AWG	MM <sup>2</sup>			(B)	(T)	(L)	Dieless (# of crimps)	Mechanical	Hydraulic		Color Code	Die Index	
										MD6, OUR840, MD7-34R	BCT500HS, Y500CTHS	Y35, Y39, Y750, Y46*, PAT750			
YAZV1CTC516FX	1	225/24 #1 Weld	—	5/16"	.75"	1.38"	.12"	2.47"	Y644HS (1) Y81KFT (1) Y81KFTMBH (1) PAT81KFT-18V (1)	W1CRT-1 (2) W1CVT (2) X1CRT-1 (2)	W1CRT-1 (2) W1CVT (2) X1CRT-1 (2)	U1CRT-1 (2)	Green	11	1-7/16"
YAZV1CTC38FX	1	1/0 AWG	—	3/8"	.75"	1.38"	.12"	2.60"		MY29-11 (2) Y644HS (1) Y81KFT (2) Y81KFTMBH (2) PAT81KFT-18V (2)	W25VT (4) W25RT (4) X25RT (4)	W25VT (4) W25RT (4) X25RT (4)	U25RT (2)	Pink	12
YAZV25TC14FX	1	275/24 1/0 Weld	50	1/4"	.83"	1.50"	.12"	2.58"	W26VT (4) W26RT (4) X26RT (4)		W26VT (4) W26RT (4) X26RT (4)	U26RT (2)	Black	13	1-9/16"
YAZV25TC38FX	1	1/0 AWG	—	1/2"	.83"	1.50"	.12"	3.20"		W27VT (4) W27RT (4) X27RT (4)	W27VT (4) W27RT (4) X27RT (4)	U27RT (2)	Orange	14	1-9/16"
YAZV26TC14FX	1	325/24 2/0 Weld	70	1/4"	.93"	1.50"	.13"	2.58"	W28VT (4) W28RT (4) X28RT (6)		W28VT (4) W28RT (4) X28RT (6)	U28RT (2)	Purple	15	1-11/16"
YAZV26TC38FX	1	2/0 AWG	—	1/2"	.93"	1.50"	.13"	3.20"		W29VT (4) X29RT (8)	W29RT (4) W29VT (4) X29RT (8)	U29RT (2)	Yellow	16	2-1/16"
YAZV27TC38FX	1	450/24 3/0 Weld	95	3/8"	1.03"	1.50"	.14"	2.80"	W30VT (4) W30RT (4)		W30VT (4) W30RT (4)	U30RT (4)	White	17	2-1/16"
YAZV28NT38FX	1	550/24 4/0 Weld	—	5/16"	.96"	2.00"	.16"	2.87"		W31VT (4) W31RT (4)	W31VT (4) W31RT (4)	U31RT (4)	Blue	19	2-3/16"
YAZV28TC38FX	1	4/0 AWG	**	3/8"	1.14"	1.62"	.14"	2.96"	W32VT (4) W32RT (4)		W32VT (4) W32RT (4)	U32RT (4)	Blue	19	2-5/16"
YAZV28TC12FX	1	4/0 AWG	120	1/2"	1.14"	1.62"	.14"	3.18"		—	—	U34RT (4)	Brown	20	2-3/4"
YAZV29NT516FX	1	550/24 4/0 Weld	—	5/16"	.96"	2.00"	.16"	2.87"	Y644HS (1) Y81KFT (2) Y81KFTMBH (2) PAT81KFT-18V (2)		—	—	U38XRT (4)	Pink	L99
YAZ30TC38FX	1	250 Flex CLASS G 259 Str. CLASS H 427 Str	—	3/8"	1.20"	2.00"	.16"	3.42"		W32VT (4) W32RT (4)	W32VT (4) W32RT (4)	U32RT (4)	Blue	19	2-5/16"
YAZ31TC38FX	1	262.2 Flex 637/24 CLASS I, K, M	150	3/8"	1.28"	2.00"	.18"	3.45"	—		—	—	—	—	—
YAZ32TC38FX	1	775/24 313.1 kcmil 300 Flex	185	3/8"	1.55"	2.12"	.19"	3.62"		—	—	—	—	—	—
YAZ34NT38FX	1	925/24 373.3 kcmil 350 Flex	240	3/8"	.96"	2.25"	.23"	3.85"	—		—	—	—	—	—
YAZ34TC38FX	1	1100/24 444.4 kcmil 450 Flex	—	3/8"	1.52"	2.25"	.23"	3.85"		—	—	—	—	—	—
YAZ34TC12FX	1	1100/24 444.4 kcmil 450 Flex	—	3/8"	1.52"	2.25"	.23"	4.29"	—		—	—	—	—	—
YAZ36TC38FX	1	1325/24 535.3 kcmil 500 Flex	300	3/8"	1.72"	2.69"	.26"	4.55"		—	—	—	—	—	—
YAZ38NT38FX	1	1325/24 535.3 kcmil 500 Flex	300	3/8"	1.63"	2.81"	.27"	4.72"	—		—	—	—	—	—
YAZ38TC38FX	1	1325/24 535.3 kcmil 500 Flex	300	3/8"	1.81"	2.81"	.27"	4.72"		—	—	—	—	—	—
YAZ38NT12FX	1	1325/24 535.3 kcmil 500 Flex	300	1/2"	1.63"	2.81"	.27"	4.97"	—		—	—	—	—	—
YAZ38TC12FX	1	1325/24 535.3 kcmil 500 Flex	300	1/2"	1.81"	2.81"	.27"	4.97"		—	—	—	—	—	—

\* Use PUADP-1 adapter with U dies in Y46 HYPRESS™  
 \*\* The 120 MM<sup>2</sup> referenced here is for both Class 2 and Class 5 conductor.  
 \*\*\* The MM<sup>2</sup> conductor sizes listed are the recommendations for Class 5 conductor.

▲ See tooling section of this catalog for complete tool and die listings. Use ONLY color-coded die recommendations for -FX connectors. For nest/indenter system contact factory.

◆ For applications greater than 2000 Volts consult cable manufacturer for voltage stress relief instructions.  
 Note: All dimensions shown are for reference only.